



## Electric Pallet Truck

**CAPACITY 1500 kg**

**MT15C 1131-02**

### Safety

The MT15C features an effective parking brake to hold the truck safely on slopes or on lorry tail lifts. Electric lifting, manual step less lowering to ensure smooth unloading. Drive wheel is equipped with metal cover to protect foot.

### Performance

The maintenance-free Lithium battery, built-in charger with standard plug, allowing for opportunity charger and fast change, seamless work efficiency. Big drive motor provides higher performance, max. climbing ability, with/without load, up to 6/16%.

### Comfort

The MT15C has been specially designed for light duty. All controls located on the ergonomic tiller. Glue-coated handle highly matching the touch of hands, paying more attention to the operator's feeling.

### Reliability

Main components which have been verified by the market for many years, metal chassis and cover, They greatly improve the reliability of the whole truck. It will raise audible and visual alarm at low power level to ensure timely charging.

### Service

All the performance parameters can be configured easily to match the requirements of the customer's application.

MT 15C is an economic pedestrian pallet truck, is ideal solution for light application.

Today, labor costs are becoming more and more expensive. this entry-level electric truck can save more cost. More safety in the climbing, bumpy road conditions.



"Subject to modification in the interests of progress, illustration and technical details not binding for actual constructions and may show the optional equipments."

1131-02\_MT15C\_D-01\_201907

林德(中国)叉车有限公司  
Linde (China) Forklift Truck Corp., Ltd.

Linde Material Handling 林德物料搬运


## Technical Data

特性 Characteristics	1.1	制造商	Manufacturer	Linde
	1.2	车型	Model designation	MT15C
	1.5	额定承载能力	Load capacity	Q(kg) 1500
	1.6	载荷中心	Load center	c [mm] 600
	1.8	前悬距	Axle center to fork face	x [mm] 950(880)
尺寸 Dimensions	2.1	自重	Service weight	[kg] 115
	3.1	轮胎	Tyre: SE=(superelastic), P=(pneumatic)	PU
	4.4	起升高度	Lift	h3 [mm] 115
	4.15	货叉最低高度	Fork height, lowered	h13 [mm] 80
	4.19	总长	Overall length	l1 [mm] 1550
	4.20	到货叉前端面长度	Length to fork face	l2 [mm] 400
	4.21	车体总宽	Overall width	b1 / b2 [mm] 560(685)
	4.22	货叉尺寸	Fork dimensions sxexl	sxexl [mm] 50x150x1150
	4.25	货叉调整间距 (货叉外侧)	Distance between fork- arms	b5 [mm] 560(685)
	4.34	直角堆垛通道宽度, 托盘 800X1200 沿货叉	Aisle width, 800 x 1200 along forks	Ast [mm] 2062
4.35	转弯半径	Turning radius	Wa [mm] 1390	
性能 Performances	5.1	行驶速度, 满载 / 空载	Travelling speed, with/without load	[km/h] 4/4.5
	5.2	起升速度, 满载 / 空载	Lifting speed, with/without load	[m/s] 0.017/0.024
	5.3	下降速度, 满载 / 空载	Lowering speed, with/without load	[m/s] 0.09/0.06
	5.8	最大爬坡度, 满载 / 空载	Max. gradeability, laden/ unladen	% 6/16
驱动 Drive	6.1	驱动电机, 短时工作制 S2 60min	Drive motor rating S2 60min	[kW] 0.75
	6.2	起升电机, 断续周期工作制 S3 15%	Lift motor rating at S3 10%	[kW] 0.5
	6.4	蓄电池电压 / 额定容量 K5	Battery voltage, nominal capacity K5	[V/ Ah] 24/20

Figures for standard version may vary when options equipment is fitted



## Features



Imported brand controller, more reliable system, faster response



0.75kw Big drive motor has a large power output and excellent grade ability 6%



Battery indicator light, multi-level power display and audible and visual alarm, easy to manage the truck



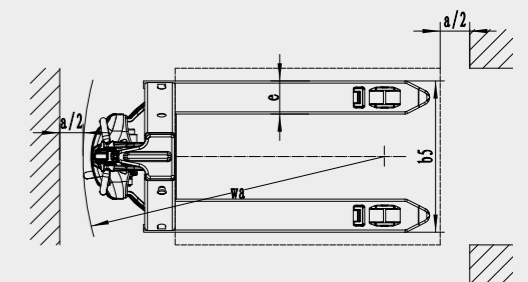
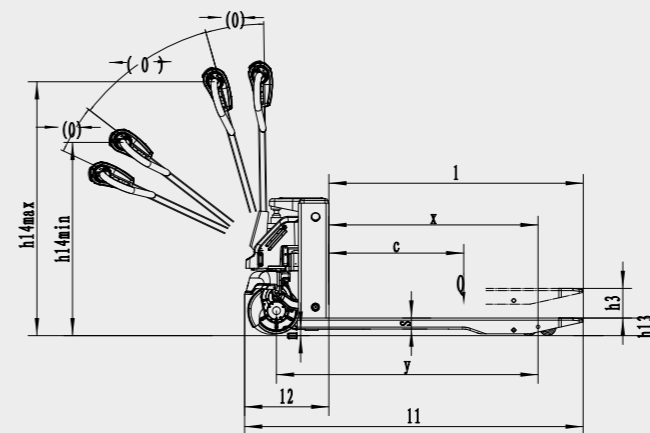
24V/20Ah Lithium battery, allowing for 2h fast and opportunity charging, without harmful gas emission, more flexible



10A Built-in charger, with standard plug, can be charged anywhere



The same length of the chassis as the manual pallet truck is only 1550 mm. The creep speed travelling in tiller upright, ensure the excellent maneuverability of the narrow space



$$Ast = Wa + \sqrt{(l6 - x)^2 + \left(\frac{b12}{2}\right)^2} + a$$

Safety distance a = 200mm

## Optional Equipment

- 24v30Ah lithium battery
- Fork width: 685mm

→  
→